

**OSGU NATIONAL YOUTH PARLIAMENT 2022**

# HOW TO UPLOAD YOUR VIDEO ON YOUTUBE FOR PRELIM ROUND

# STEP-1

RECORD YOUR VIDEO SPEAKING ON ANY PARLIAMENT BILL  
FOR 90 SECONDS IN ONE TAKE WITHOUT EDITING

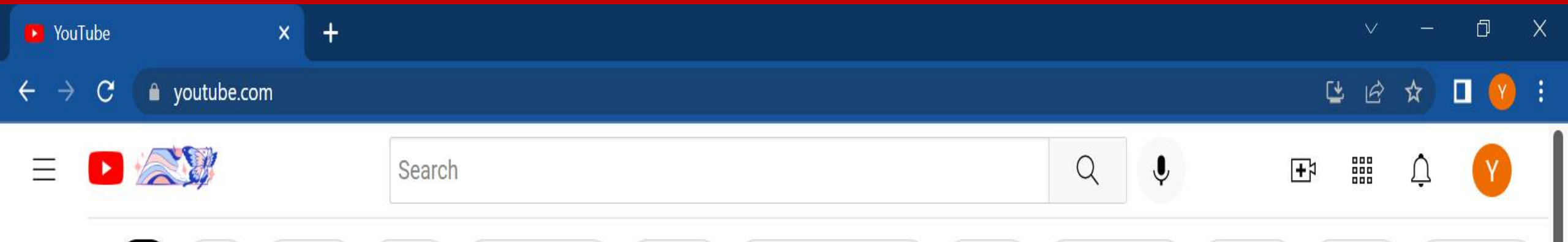
# STEP-2

**KEEP YOUR VIDEO SAVED IN YOUR DEVICE (LAPTOP/PHONE)**

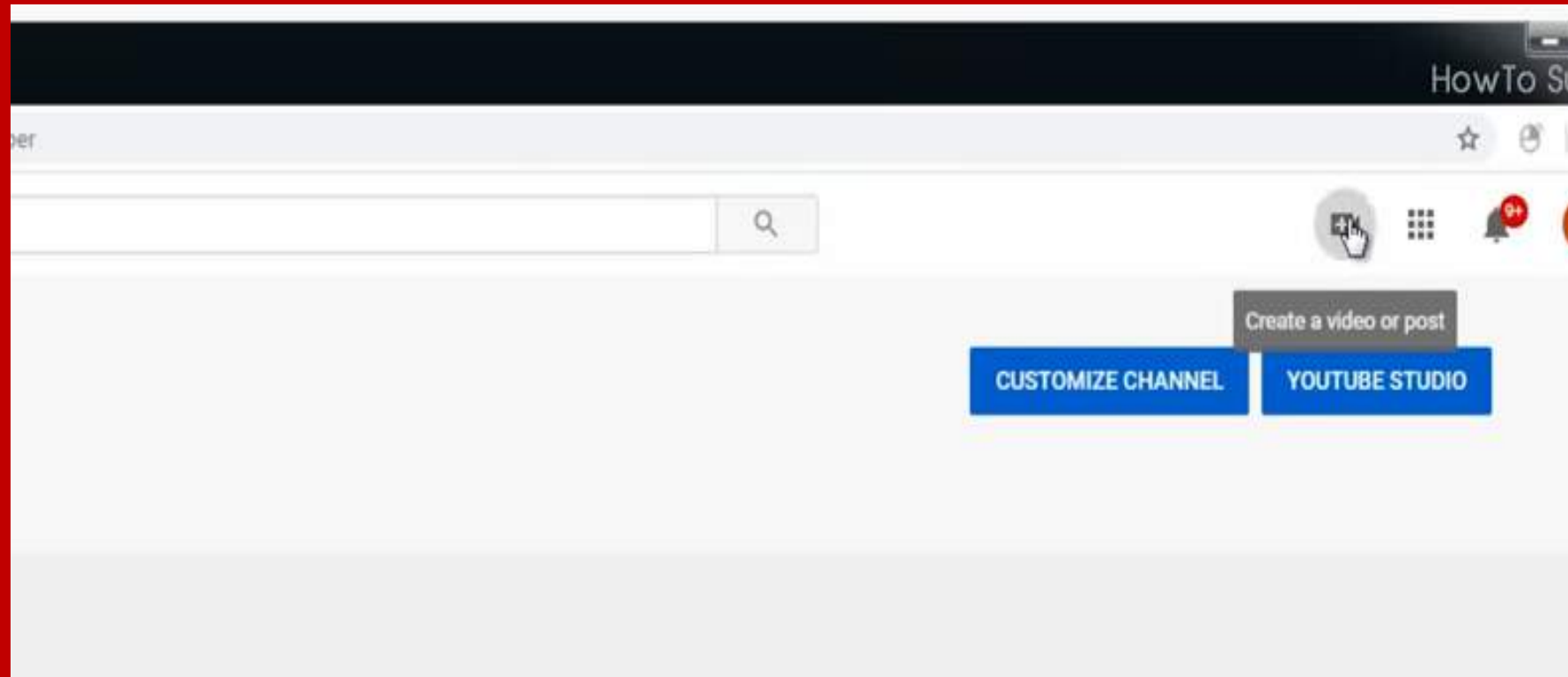
# STEP-3

**OPEN YOUTUBE AND LOGIN THROUGH YOUR PERSONAL EMAIL ID**

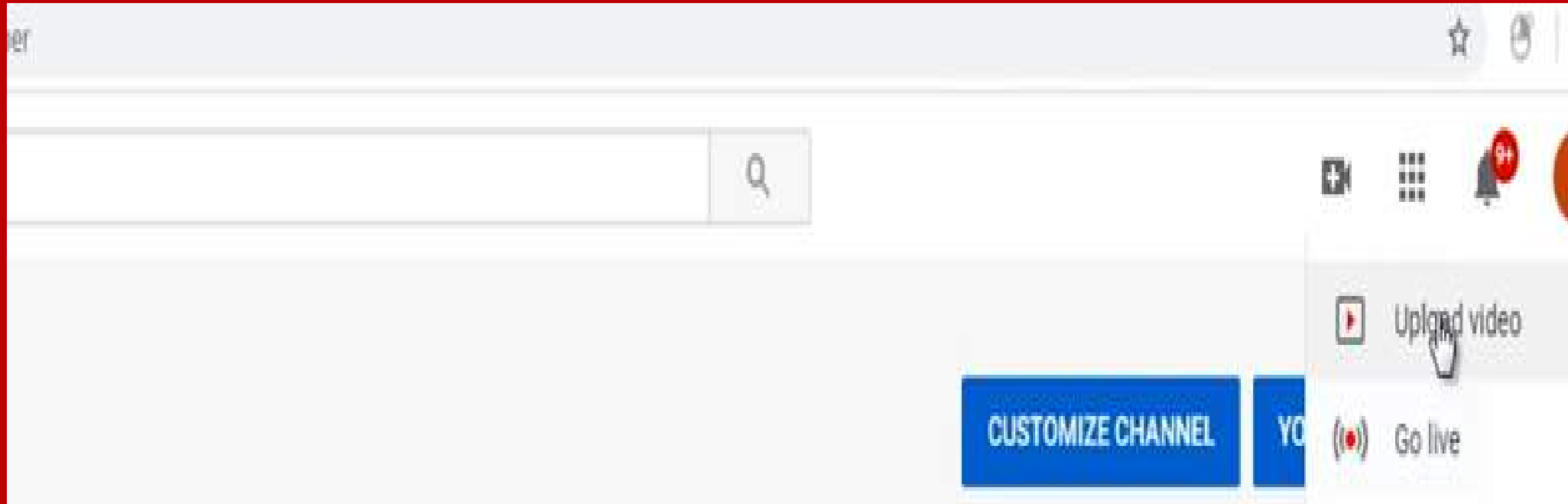
# NOW YOU SEE THIS PANEL ON YOUR SCREEN



CLICK ON “CREATE A VIDEO OR POST BUTTON”



NOW CLICK ON “UPLOAD VIDEO” BUTTON






# IF YOU DON'T HAVE A YOUTUBE CHANNEL YOU NEED TO CREATE ONE LIKE BELOW

Search

How you'll appear



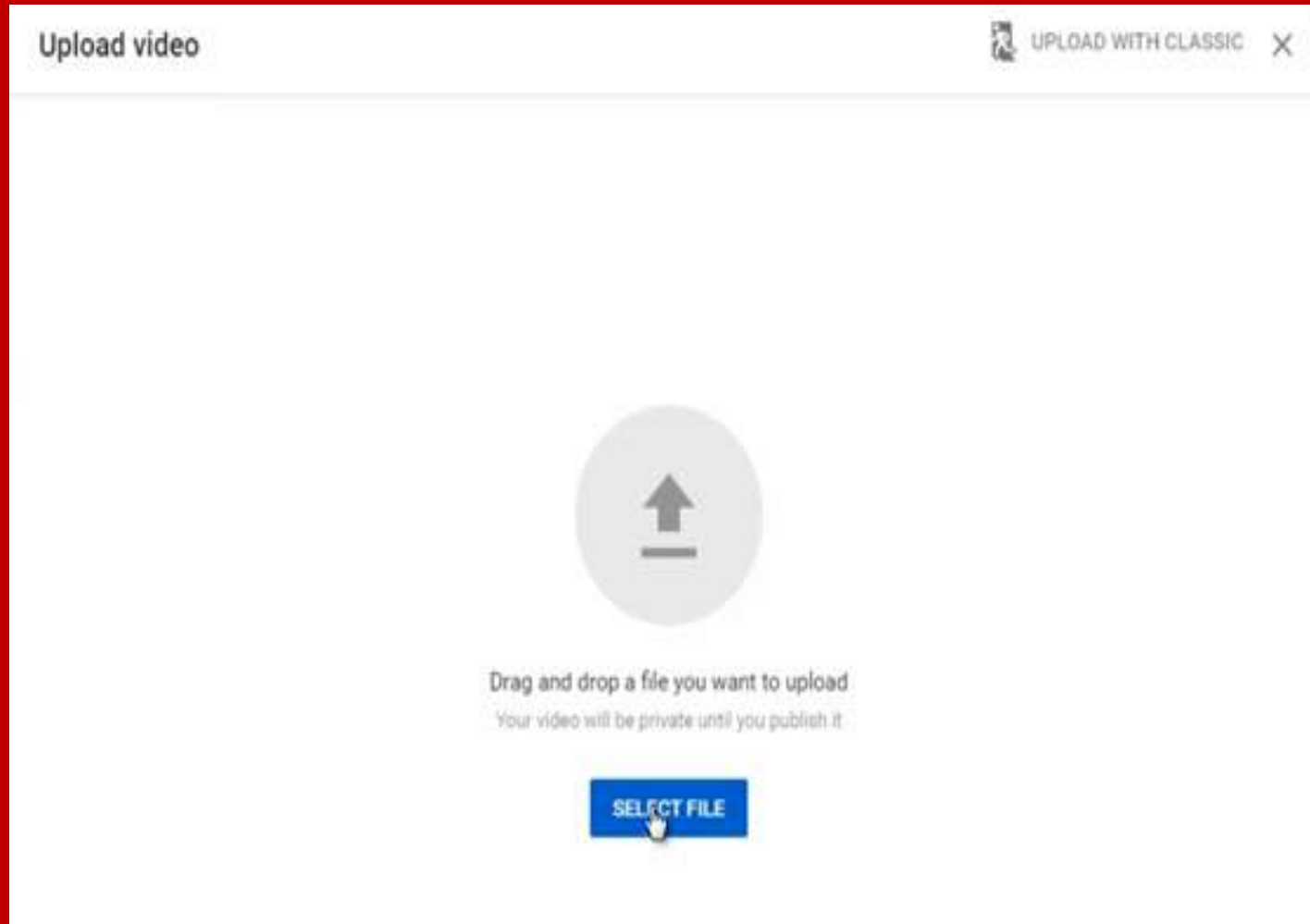
UPLOAD PICTURE

Name  
Youth Parliament

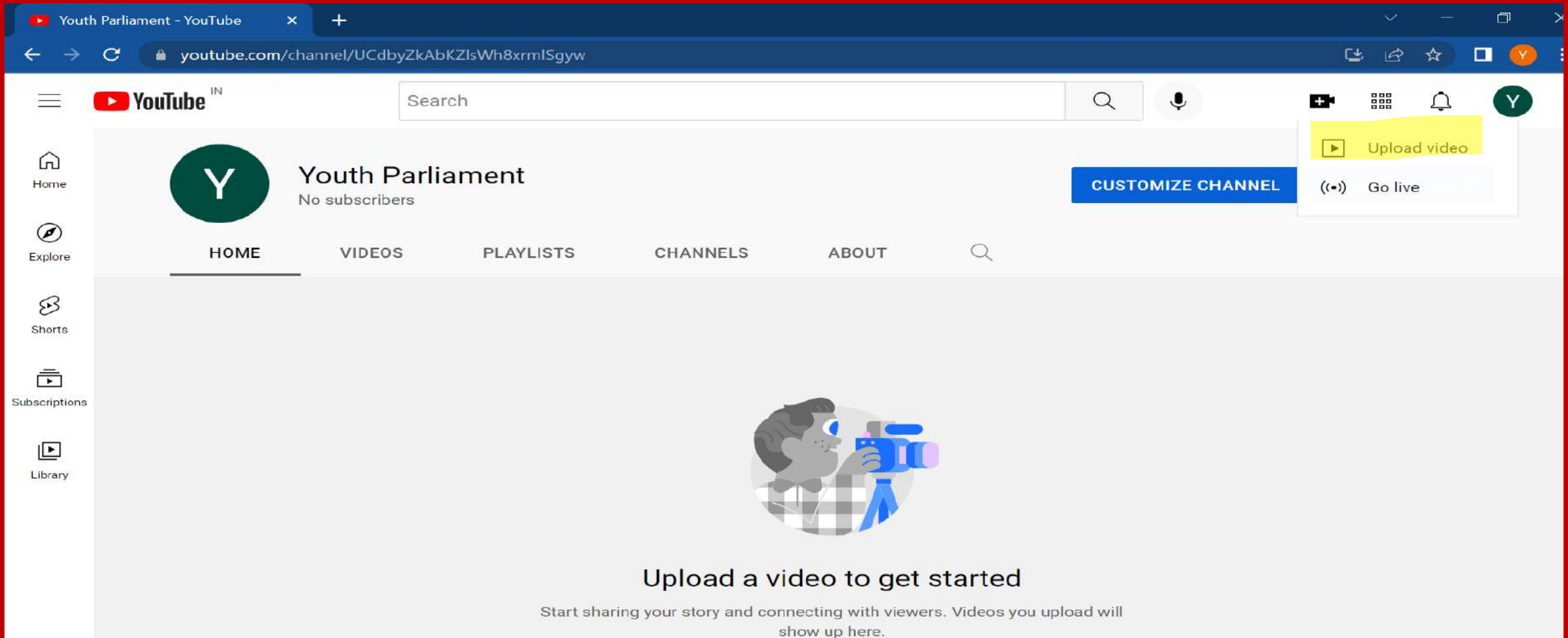
ⓘ By clicking Create Channel you agree to [YouTube's Terms of Service](#). Changes made to your name and avatar are visible only on YouTube and not other Google services. [Learn more](#)

CANCEL CREATE CHANNEL

# CLICK ON “SELECT FILE” BUTTON



# THIS IS HOW IT APPEARS TO YOU NOW CLICK ON “UPLOAD VIDEO”



The image shows a browser window displaying the YouTube channel page for 'Youth Parliament'. The channel name is 'Youth Parliament' with 'No subscribers' listed below it. The navigation menu includes 'HOME', 'VIDEOS', 'PLAYLISTS', 'CHANNELS', and 'ABOUT'. On the right side, there is a 'CUSTOMIZE CHANNEL' button and a dropdown menu with 'Upload video' and 'Go live' options. The 'Upload video' option is highlighted with a yellow box. Below the channel name, there is a large illustration of a person holding a camera, with the text 'Upload a video to get started' and 'Start sharing your story and connecting with viewers. Videos you upload will show up here.'

YouTube IN

Search

Home

Explore

Shorts

Subscriptions

Library

Y

Upload video

Go live

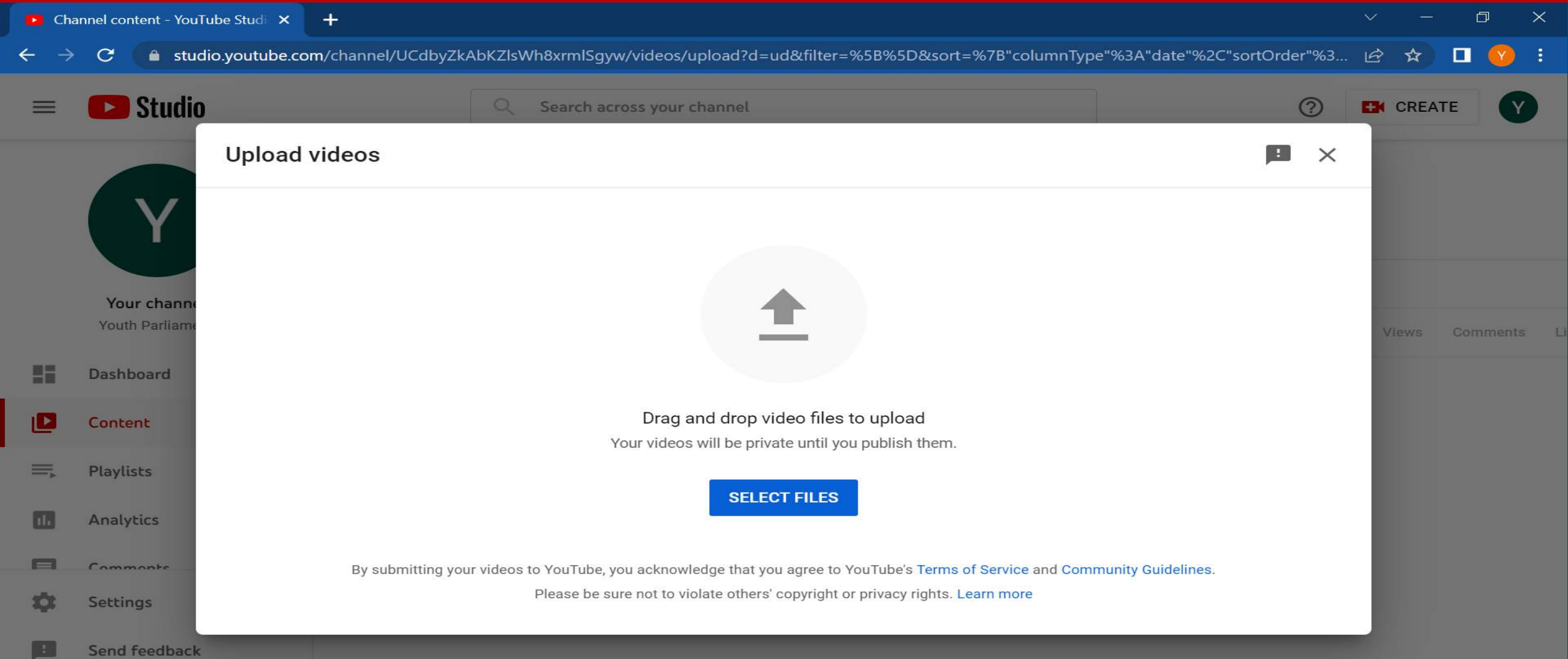
CUSTOMIZE CHANNEL

HOME VIDEOS PLAYLISTS CHANNELS ABOUT

Upload a video to get started

Start sharing your story and connecting with viewers. Videos you upload will show up here.

# CLICK ON "SELECT FILES"



The image shows a browser window with the YouTube Studio interface. A modal window titled "Upload videos" is open in the center. The modal has a white background and a grey border. At the top left of the modal is the title "Upload videos" and at the top right are a help icon (exclamation mark in a square) and a close icon (X). In the center of the modal is a large, light grey circular area containing a dark grey upward-pointing arrow icon. Below this icon, the text reads: "Drag and drop video files to upload" followed by "Your videos will be private until you publish them." Below this text is a blue rectangular button with the white text "SELECT FILES". At the bottom of the modal, there is a line of text: "By submitting your videos to YouTube, you acknowledge that you agree to YouTube's [Terms of Service](#) and [Community Guidelines](#)." followed by another line: "Please be sure not to violate others' copyright or privacy rights. [Learn more](#)".

Channel content - YouTube Studi x +

studio.youtube.com/channel/UCdbyZkAbKZIsWh8xrmlSgyw/videos/upload?d=ud&filter=%5B%5D&sort=%7B"columnType"%3A"date"%2C"sortOrder"%3...

Search across your channel

CREATE

Y

Upload videos

Y

Your channel  
Youth Parliame

Dashboard

Content

Playlists

Analytics

Comments

Settings

Send feedback

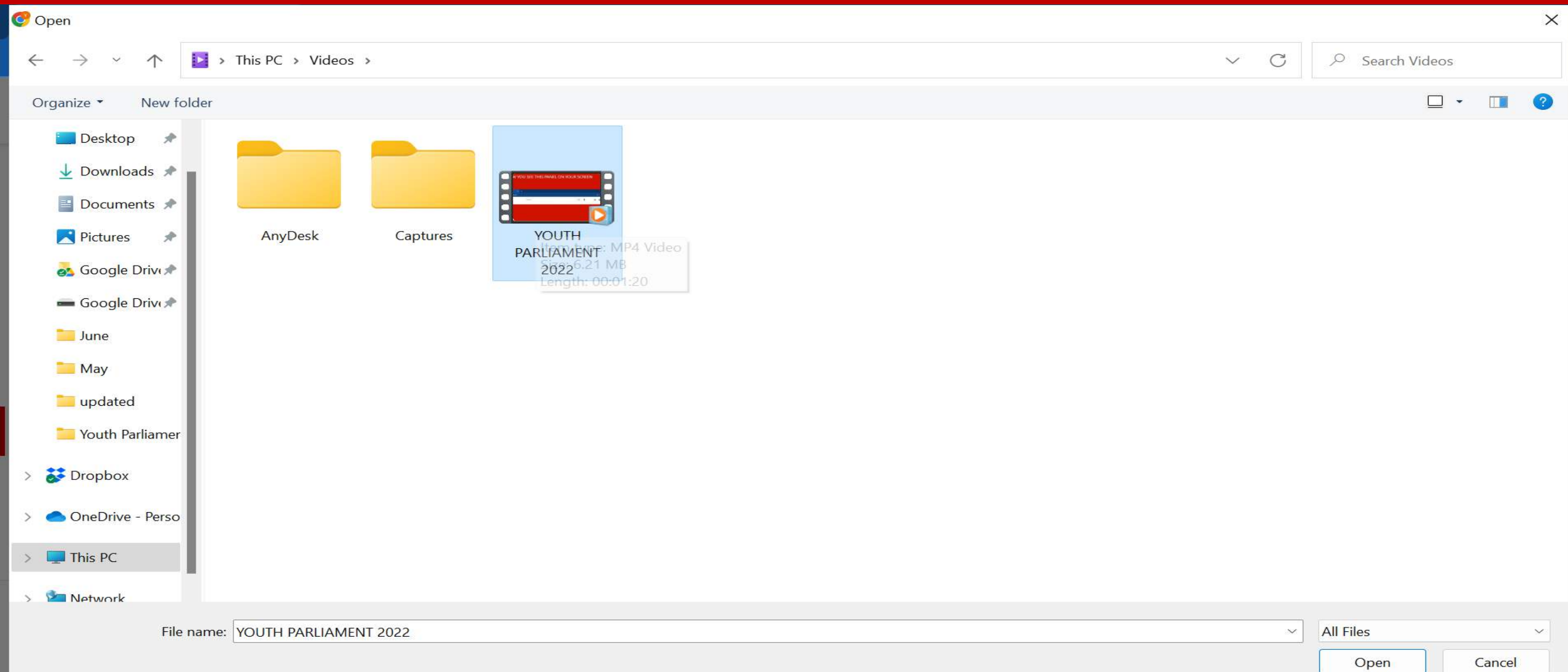
Views Comments Li

Drag and drop video files to upload  
Your videos will be private until you publish them.

**SELECT FILES**

By submitting your videos to YouTube, you acknowledge that you agree to YouTube's [Terms of Service](#) and [Community Guidelines](#).  
Please be sure not to violate others' copyright or privacy rights. [Learn more](#)

# DOUBLE CLICK ON YOUR CHOSEN VIDEO



# MENTION YOUR NAME AND TOPIC AS TITLE OF THE VIDEO

The screenshot shows the YouTube Studio interface for uploading a video. The video title is "YOUTH PARLIAMENT 2022". The interface includes a progress bar with four steps: Details (active), Video elements, Checks, and Visibility. The "Details" section contains a "Title (required)" field with the text "YOUTH PARLIAMENT 2022" and a character count of 21/100. Below it is a "Description" field with the placeholder text "Tell viewers about your video". To the right, there is a "REUSE DETAILS" link and a "Video link" field containing the URL "https://youtu.be/tyK3EdpDBXc". At the bottom, the status "Uploading 23% ..." is shown, along with a "NEXT" button.

Channel content - YouTube Studi x +

studio.youtube.com/channel/UCdbyZkAbKZIsWh8xrmlSgyw/videos/upload?d=ud&filter=%5B%5D&sort=%7B"columnType"%3A"date"%2C"sortOrder"%3...

Studio

Search across your channel

CREATE

Y

YOUTH PARLIAMENT 2022

Saved as private

Details Video elements Checks Visibility

Details REUSE DETAILS

Title (required) ?  
YOUTH PARLIAMENT 2022 21/100

Description ?  
Tell viewers about your video

Video link  
<https://youtu.be/tyK3EdpDBXc>

Filename

Uploading 23% ...

NEXT

CHOOSE YOUR PRIVACY SETTINGS AS DIRECTED IN THE NEXT SLIDE  
AND SAVE THE VIDEO

# YOU CAN SKIP TO NEXT AND REACH VISIBILITY TAB

The screenshot shows the YouTube Studio interface for a video titled "YOUTH PARLIAMENT 2022". The video is currently set to "Saved as private". The navigation bar at the top of the modal includes "Details", "Video elements", "Checks", and "Visibility". The "Visibility" tab is active, and a progress indicator shows that all previous steps (Details, Video elements, Checks) are completed. The main content area is titled "Choose when to publish and who can see your video". Under the "Save or publish" section, the "Save or publish" radio button is selected, with the instruction "Make your video public, unlisted, or private". Other options include "Private" (Only you and people you choose can watch your video), "Unlisted" (Anyone with the video link can watch your video), and "Public" (Everyone can watch your video). There is also a checkbox for "Set as instant Premiere". To the right, a video player shows a red screen with the text "CLICK AS DIRECTED". Below the player, the video title "YOUTH PARLIAMENT 2022" and a video link "https://youtu.be/tyK3EdpDBXc" are displayed. At the bottom of the modal, a status bar indicates "Checks complete. No issues found." and provides "BACK" and "SAVE" buttons.

Channel content - YouTube Studi x +

studio.youtube.com/channel/UCdbyZkAbKZIsWh8xrmlSgyw/videos/upload?d=ud&filter=%5B%5D&sort=%7B"columnType"%3A"date"%2C"sortOrder"%3...

Search across your channel

Studio

YOUTH PARLIAMENT 2022

Saved as private

Details Video elements Checks Visibility

Choose when to publish and who can see your video

Save or publish  
Make your video **public, unlisted, or private**

Private  
Only you and people you choose can watch your video

Unlisted  
Anyone with the video link can watch your video

Public  
Everyone can watch your video

Set as instant Premiere ?

CLICK AS DIRECTED

YOUTH PARLIAMENT 2022

Video link  
<https://youtu.be/tyK3EdpDBXc>

Checks complete. No issues found.

BACK SAVE




# THIS IS HOW IT LOOKS NOW

The screenshot shows the YouTube Studio interface for a channel named 'Youth Parliament'. The page is titled 'Channel content' and is currently displaying the 'Videos' tab. A single video is listed with the title 'YOUTH PARLIAMENT 2022' and a duration of 1:21. The video is currently 'Unlisted' and has 0 views and 0 comments. The interface includes a sidebar with navigation options like Dashboard, Content, Playlists, Analytics, Comments, Settings, and Send feedback. The top navigation bar features the YouTube Studio logo, a search bar, and a 'CREATE' button.

Channel content

Videos Live

Filter

<input type="checkbox"/>	Video	Visibility	Restrictions	Date ↓	Views	Comments	Like
<input type="checkbox"/>	 YOUTH PARLIAMENT 2022 Add description	Unlisted	None	Jun 2, 2022 Uploaded	0	0	

Rows per page: 30 1-1 of 1

# CLICK ON THE VIDEO

Channel content - YouTube Studi x +

studio.youtube.com/channel/UCdbyZkAbKZIsWh8xrmISgyw/videos/upload?filter=%5B%5D&sort=%7B"columnType"%3A"date"%2C"sortOrder"%3A"DES...

Studio

Search across your channel

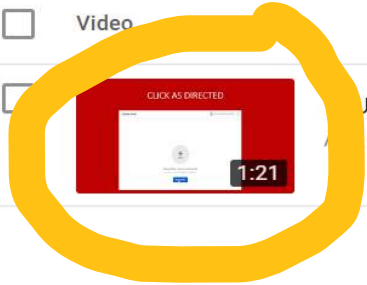
CREATE

Y

## Channel content

Videos Live

Filter

<input type="checkbox"/>	Video	Visibility	Restrictions	Date ↓	Views	Comments	Li
<input type="checkbox"/>	 A video thumbnail showing a red background with a white play button and the text 'CLICK AS DIRECTED' and '1:21'.	Unlisted	None	Jun 2, 2022 Uploaded	0	0	

Rows per page: 30 1-1 of 1

Dashboard

Content

Playlists

Analytics

Comments

Settings

Send feedback

# SHARE THE HIGHLIGHTED LINK WITH US

Video details - YouTube Studio

studio.youtube.com/video/tyK3EdpDBXc/edit

Studio

Search across your channel

CREATE

Channel content

CLICK AS DIRECTED

1:21

Your video

YOUTH PARLIAMENT 2022

Details

Analytics

Editor

Settings

## Video details

UNDO CHANGES SAVE

Title (required) ?  
YOUTH PARLIAMENT 2022

Description ?  
Tell viewers about your video

### Thumbnail

Select or upload a picture that shows what's in your video. A good thumbnail stands out and draws viewers' attention. [Learn more](#)

Video link  
**https://youtu.be/tyK3EdpDBXc**

Filename  
YOUTH PARLIAMENT 2022.mp4

Video quality  
SD HD

Visibility

# TO SHARE YOUR VIDEO FOR PRELIM ROUND

1. GO TO <http://nyp.osgu.ac.in/>

2. GO TO DETAILS OF THE ROUND TAB

[https://www.osgu.ac.in/osgu-national-youth-parliament-2022/#Details Of The Round](https://www.osgu.ac.in/osgu-national-youth-parliament-2022/#Details%20Of%20The%20Round)

3. SUBMIT YOUR VIDEO ON THE GIVEN LINK

YOU WILL BE INFORMED FOR YOUR  
SELECTION IN THE SEMI FINAL ALONG WITH  
THE TOPICS AT LEAST 3 DAYS PRIOR TO THE  
EVENT

In case of any query please contact us at:

+91 8222888099  
youthparliament@osgu.ac.in